

## Communicate Safely and Conveniently with Visitors for Assistance and Remote Entry

Greet visitors from any phone connected to your communication network and allow entry with the simple press of a key. Great for unattended lobbies, front doors, gates, warehouse doors, or anywhere visitors may require assistance.

Install the full duplex capable digital door station anywhere you can run single pair 24 AWG wire. The network connection and door control relay are located securely inside the premise at the Controller location.

Flush or surface mount the door station indoors or outdoors in commercial or public facilities or private residence.



### Key Features

#### SIP

- SIP Endpoint with auto-provisioning capability
- Web interface for remote configuration
- Initiates or accepts calls

#### Single Pair Digital Door Station

- Single pair 24 AWG wiring up to 1,000 Ft (300 m) from controller
- Flush or surface mount weather-resistant enclosure
- Full duplex capable
- Stainless steel or brass
- Backlit call button

#### Security & Safety

- Door control relay located securely inside the premise at the Controller location
- Network connection not exposed outdoors
- CSA/UL approved for outdoor location
- Supervised link to door station

#### Door Sensor & External Call Button

- Door sensor or call button input at controller or door station
- In-use or call button output at controller or door station
- Door control relay from controller with available 24 V 300 mA power

#### Residential or Commercial

- FCC & CISPR22 Class B approval for residential use
- Single pair wiring for easy retrofit
- Equally suited for commercial, residential, or public facility




*Flush-Mounted  
8028 SIP  
Doorphone  
using Brass  
Faceplate*

## Specifications

|                             |   |
|-----------------------------|---|
| Compatibility               | SIP   |
| Configuration               | Web Interface or TFTP Auto-Provisioning   |
| Network Address             | DHCP or static IP address   |
| NAT*                        | STUN Server or Keep-Alive<br>* (Network Address Translation)  |
| Speech                      | Full Duplex Capable   |
| Codec                       | G.711   |
| Physical                    | Separate Controller and Door Station  |
| <b>Controller</b>           |   |
| Power                       | AC Mains Adapter 95-230 V 50/60 Hz Included   |
| Indicators                  | Power, Door Station Status, In-Use, Door Unlock   |
| Network Connection          | RJ45 Jack   |
| Installation                | Shelf or wall mounted   |
| Environmental               | Dry indoor location   |
| Door Control Connection     | 5 Position terminal strip   |
| Door Control Power          | Available 24 V, 300 mA Strike power +/-   |
| Door Control Relay          | Relay C, NO, NC phone keypad activated; Maximum 30 V, 1 A   |
| Door Station Connection     | RJ12 Jack Center Pair   |
| Door Station Wiring         | 24 AWG Twisted Pair to 1000 Ft (300 m)  |
| Auxiliary Input Connection  | RJ12 Jack Second Pair   |
| Auxiliary Input Electrical  | Detects dry contact closure 24 V 4 mA sensing current   |
| Auxiliary Input Functions   | Manual door release; Door control lockout; Door sensor NC (Default) or NO; Call button NC or NO; Disabled |
| Auxiliary Output Connection | RJ12 Jack Outside Pair  |

|                             |   |
|-----------------------------|---|
| Auxiliary Output Electrical | Normally open switch 180 Ohms active; Maximum 30 V, 50 mA   |
| Auxiliary Output Functions  | In-Use (Default); Ringing; Call button pressed; Door unlock; Door open (requires door sensor); Door alarm (requires door sensor); Door sensor NC (Default) or NO; Follow Controller input; Follow Door Station input; Disabled      |
| <b>Door Station</b>         |   |
| Power                       | Provided by Controller link   |
| Wiring                      | Up to 1000 Ft (300 m) 24 AWG single twisted pair to controller  |
| Signalling                  | Digital link - bi-directional voice and data  |
| Call Button                 | Backlit tactile silicon rubber  |
| Connections                 | 6 Position terminal strip - Controller, Aux In, Aux Out   |
| Installation                | Flush or surface mounted using supplied plastic bezel; Fits two gang electrical box   |
| Environmental               | NEMA 3R Rated for outdoor locations; Ambient temperature -30 to +60° C.   |
| Auxiliary Input Functions   | Door sensor NC or NO; Call button NC or NO (Default); Disabled  |
| Auxiliary Input Electrical  | Detects dry contact closure 5 V, 1 mA sensing current   |
| Auxiliary Output Functions  | In-Use; Ringing; Call button pressed (Default); Door/gate unlock; Door open (requires door sensor); Door alarm (requires door sensor); Door sensor NC (Default) or NO; Follow Controller input; Follow Door Station input; Disabled |
| Auxiliary Output Electrical | Normally open switch 180 Ohms active; Maximum 30 V, 50 mA   |

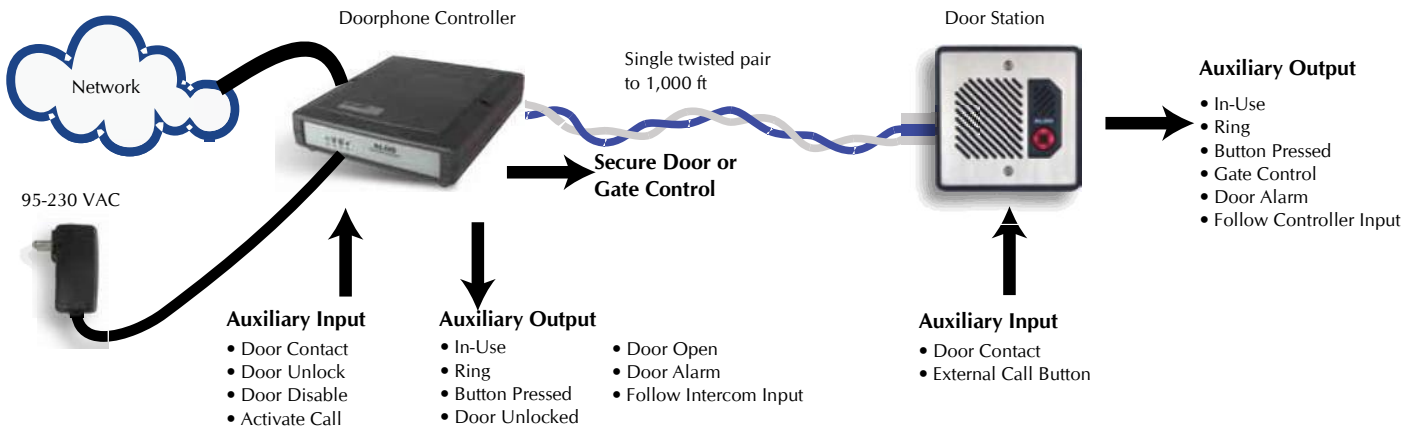
## Door Station Dimensions



Surface-Mount Bezel included with all Doorphone Kits




## Basic Diagram



## Ordering Codes

|       |  |
|-------|--|
| 8028  | 8028 Doorphone Kit. Includes Controller, Power Supply, Digital Door Station, Stainless Steel & Brass Faceplates, and 6 ft (2m) Network Cable.  |
| 8028V | 8028 Vandal-Proof Doorphone Kit. Includes Controller, Power Supply, Digital Door Station, Vandal-Proof Faceplate, and 6 ft (2m) Network Cable. |

## Door Station Faceplate Options



For more information on the 8028 SIP Doorphone, please visit [www.algosolutions.com/8028](http://www.algosolutions.com/8028)

DC8028-01 July 2011 © Algo Communication Products Ltd. All rights reserved. Algo® is a registered trademark of Algo Communication Products Ltd. Note: Specifications are subject to change without notice. Some features may only be available in specific firmware or hardware releases.

Distributed in Australia by Trillium Technology

[www.trillium.com.au](http://www.trillium.com.au)

Trillium Technology a division of Cyntila Pty Ltd., 50 Duke Street, Victoria, Australia 3057  
Sales & Support: (03) 9558 8664 [trillium.sales@cyntila.com.au](mailto:trillium.sales@cyntila.com.au); [support@trillium.com.au](mailto:support@trillium.com.au)